

MLG-DP Series

Split-Core Current Transformers - 1A/5A Output

FEATURES

- Rated Primary current: 0-5000A
- Rated Secondary current: 5A (1A option)
- Accuracy Class: 0.5, 1.0, 3.0
- Wide aperture allows for large cables or bus-bars.
- Wide range of sizes to accommodate existing installations.

APPLICATIONS

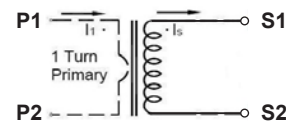
- Current measurement, monitoring & protection for electrical wiring & equipment.
- Current and power measurement for electric motors, lighting, air compressors, heating and ventilation systems, air-conditioning equipment and automation – control systems.
- Current, power and energy monitoring devices.
- Relay protection devices.



Electrical Parameters *	
Frequency	50 - 60Hz
Rated Input	5 - 5000A
Measuring range	5% - 120% In
Rated Output	0 - 5A (0 - 1A option)
Ratio	$\leq \pm 0.5\%$
Phase angle	$\leq \pm 30\text{min}$
Dielectric strength	2.5KV/1mA/1min
Insulation Resistance	DC500V/100M Ω min

Mechanical Parameters	
Case	PC / UL94-V0
Bobbin	PBT
Core	Silicon steel
Operating Temp	-13°F - +131°C -25°C - +55°C
Operating Humidity	$\leq 85\%$
Output Connection	Screw Terminal

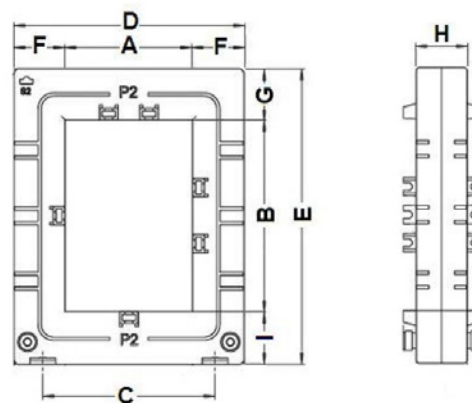
CIRCUIT CONNECTION



DIMENSIONS*

MODEL #	Input (Amps)	Output (Amps)	DIMENSIONS (inches)									
			A	B	C	D	E	F	G	H	I	
MLG-DP-	23	100-400A	5A**	0.79	1.18	2.00	3.50	4.13	1.34	1.85	1.57	1.26
	58	250-1000A		1.97	3.15	3.07	4.49	5.70	1.26	1.30		
	88	250-1000A		3.15	4.72	4.25	5.67				7.28	
	812	500-1500A			5.51	4.72	6.77	8.66	1.77	1.65	1.77	1.38
	814	600-4000A		6.30	7.24		9.65	2.05	1.97	1.50		
	816	800-5000A										

** 1A available on request



* Model dependent
Technical details subject to change

Call Toll Free: 1-877-PQ-SOLNS (1-877-777-6567) or 303-805-5252 email: info@measurlogic.com

MODEL SELECTION

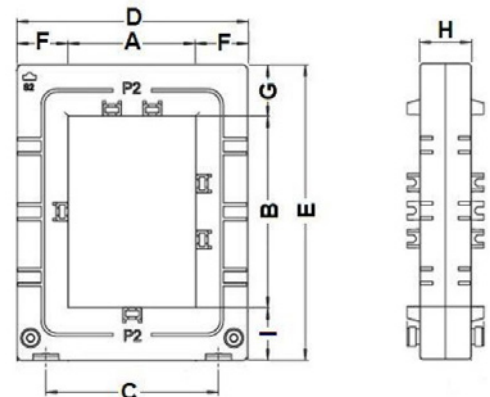
MODEL #	Input/Output	Burden(VA)		
		Class		
P/N	(Amps)	0.5	1.0	3.0
MLG-DP-23	100 / 5	-	-	1.5
	150 / 5	-	-	2.5
	200 / 5	-	1.5	2.5
	250 / 5	-	2.5	3.75
	400 / 5	2.5	5	10
MLG-DP-58	250 / 5	1.5	2.5	5
	400 / 5	2.5	3.75	10
	500 / 5	2.5	5	10
	800 / 5	2.5	5	15
	1000 / 5	5	10	25
MLG-DP-88	250 / 5	1.5	2.5	5
	400 / 5	2.5	3.75	10
	500 / 5	2.5	5	10
	800 / 5	2.5	5	15
	1000 / 5	5	10	25

MODEL #	Input/Output	Burden(VA)		
		Class		
P/N	(Amps)	0.5	1.0	3.0
MLG-DP-812	500 / 5	2.5	10	20
	600 / 5	2.5	15	25
	800 / 5	2.5	15	25
	1000 / 5	5	20	25
	1500 / 5	7.5	30	45
MLG-DP-814	800 / 5	3.75	5	20
	1000 / 5	5	10	15
	2000 / 5	7.5	30	45
	2500 / 5	10	30	45
	4000 / 5	15	30	45
MLG-DP-816	1000 / 5	5	10	25
	1500 / 5	7.5	20	45
	2000 / 5	7.5	25	45
	2500 / 5	10	25	45
	3000 / 5	10	25	45
	4000 / 5	15	30	45
	5000 / 5	15	30	45

DIMENSIONS*

MODEL #	Input	Output	DIMENSIONS (inches)									
P/N	(Amps)	(Amps)	A	B	C	D	E	F	G	H	I	
MLG-DP-	23	100-400A	5A**	0.79	1.18	2.00	3.50	4.13	1.34	1.85	1.57	1.26
	58	250-1000A		1.97	3.15	3.07	4.49	5.70	1.26	1.30		
	88	250-1000A		3.15		4.25	5.67				7.28	
	812	500-1500A			4.72	4.72	6.77	8.66	1.77	1.65		1.77
	814	600-4000A		5.51	6.30		7.24	9.65	2.05	1.97	1.50	
	816	800-5000A		6.30								

** 1A available on request



Distributor:

Call Toll Free: 877-PQ-SOLNS (877-777-6567)

Fax (425) 799-4780

email: info@measurlogic.com

Drawings are for illustrative purposes only
Technical details subject to change