


# MDC-4

## Maximum demand by level control



### Description

The **MDC-4** is a unit with a simple configuration designed for controlling an installation's maximum demand. The unit is equipped with a power analyzer that measures electrical parameters at the connection point.

The **MDC-4** is equipped with current measurement inputs and also voltage measurement inputs. It has a 2-line screen with 20 characters each, to show the electric variables measured and calculated by the unit, as well as detailed information for controlling the unit's relay outputs and the operating time of each load. This information makes possible for the user to be sure that the unit is operating as desired and adjust the programming if necessary. A series of LED indicators have been installed so the user can check the status outputs and the unit's CPU.

The maximum demand is calculated on a scrolling window using the unit's internal clock. Depending on the unit's configuration and bearing in mind the maximum demand measured, the unit connects and disconnects the installation's electrical loads (as a recommendation they should not be priority loads) in order to avoid exceeding the maximum power configured. Load connection or disconnection depends on the instantaneous value of maximum demand. The **MDC-4** allows you to configure the calculation of the maximum demand through active power, apparent power or current.

The level load control by guarantees important savings for users that pay penalties on their electricity bill for exceeding the contracted power. At the same time it enables the user to adjust the contracted power for each installation, which also results in important power savings on the electricity bill. **The unit is equipped with 4 relay outputs for managing electric loads (or load groups).**

Its main features are:

- Demand management that can control up to 4 local loads.
- Contracted power programming (setpoint).
- Activation by level (% of setpoint)
- Calculus on scrolling window
- Built-in power analyzer
- 100...240 V a.c. power supply
- Compatible with **MC** transformers (.../250mA)
- Load operating times

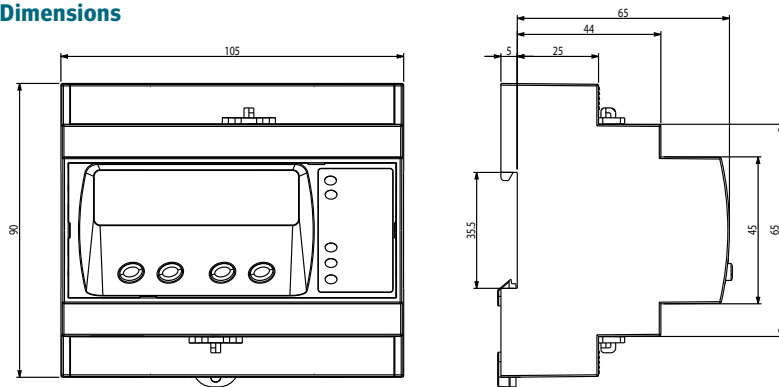
### Technical features

<b>Power circuit</b>	Rated voltage	100 ... 240 V <sub>a.c.</sub>
	Frequency	50 ... 60 Hz
	Maximum power consumption	6 VA
<b>Voltage measurement</b>	Measurement margin	10 ... 300 V <sub>a.c.</sub>
	Frequency	50 ... 60 Hz
<b>Current measurement</b>	Nominal current	Secondary 250 mA
	Maximum current	Secondary 300 mA
<b>Accuracy class</b>	Accuracy of power measurement	0.5%
	Accuracy of energy measurement	1.0%
<b>User interface</b>	Display	2 lines with 20 characters
	Light indicators	6 LEDs
	Keyboard	4 silicon keys
<b>Environmental conditions</b>	Operating temperature	-25 ... +70°C
	Storage temperature	-40 ... +85 °C
	Humidity	Max. 95% without condensation
<b>Auxiliary functions</b>	Control outputs	4 potential free relays, 6 A
<b>Technical features</b>	Weight	250 g
	Material	UL94 - V0 self-extinguishing plastic
	Dimensions	105 x 70 x 90 mm - 6 DIN rail modules
<b>Standards</b>	Safety of electric measuring and control equipment <b>IEC 61010-1-2010</b> , electromagnetic compatibility <b>IEC 61000-6-4:2011</b>	

### References

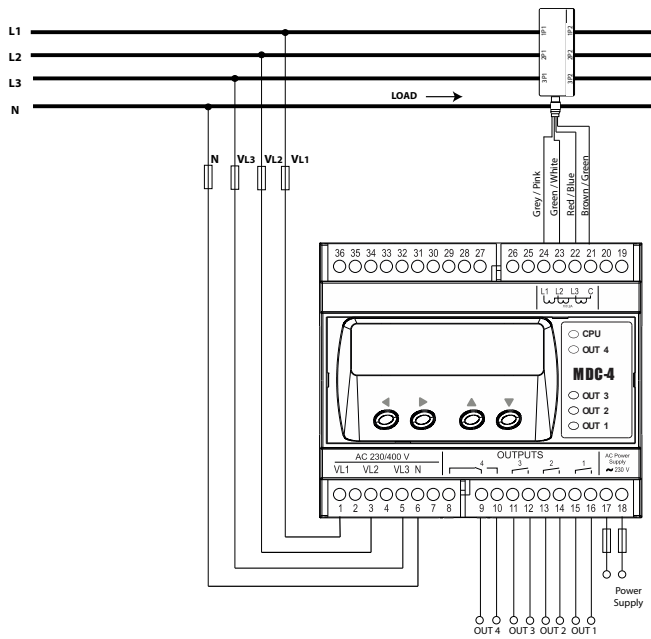
Description	Type
Maximum demand by level control	MDC-4

### Dimensions

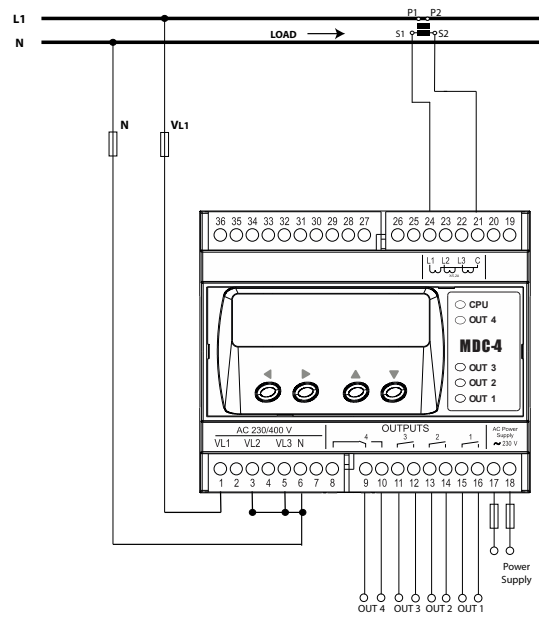


### Connections

Three-phase network connection with Neutral



Single-phase connection



More connections, see manual.