

- **PowerStudio Embedded** platform inside.

Powerstudio



- **WEB Server.**



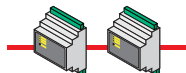
- System compatible with any XML communication master.

<XML>

- Archive of over one year with a log of up to 4,500 electrical variables, averaged every 15 minutes, maximum and minimum values over the period (Period can be modified. Ring buffer).



- RS-485 BUS for connecting up to 12 LM4 i/o.



- Internet connection systems with dynamic IPs that avoid the need for static IPs in the **MDC-20** units.

- Generate and record your own variables using the data obtained from the units. (EnPi,%Kg,CO₂, Euros, etc.).

V
A
kWh

- Programming to send e-mails to distribution lists with personalized messages, including the information of any variable from the metering units.



Other features

Connection with measuring units via Modbus RTU in RS-485 and TCP (Modbus via IP on an Ethernet network)

The device can display any calculus or variable of any configured unit.

The Ethernet network can be configured through the device's keyboard (without the need a computer).

Time synchronisation via NTP servers (network time provider)

8 digital inputs for logical states, or counting impulse signals (electric energy meters, water meters, gas meters, etc.) or load status feedback (inputs/outputs). Expandable via auxiliary **LM** range units.

6 relay outputs controllable via alarm configurations, maximum demand time controls. Expandable via auxiliary **LM** range units.

Programming of alarms by any parameter to control the relays of the unit itself or of other auxiliary **LM** range units.

References

MDC Maximum Demand Controller

M61410

MDC 20

www.measurlogic.com

Measurlogic Inc.
1-877-777-6567
email : info@measurlogic.com

MDC 20

New Maximum Demand Control
With integrated Web Server

*Managing demand
365 days a year*



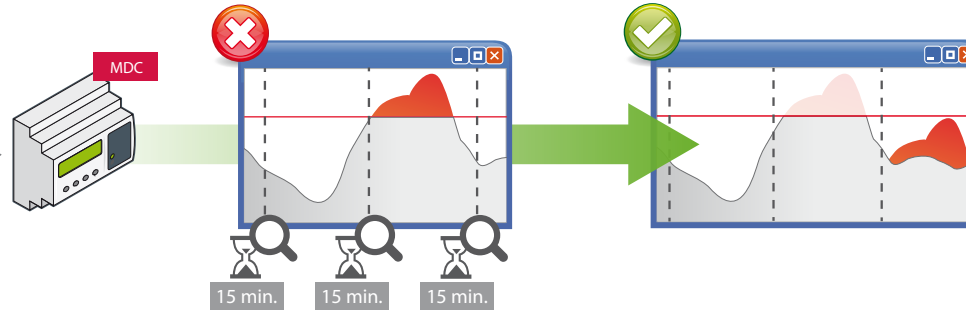
Avoid penalties on your electric bill

Powerful device capable of control loads (electrical devices, HVAC ...)

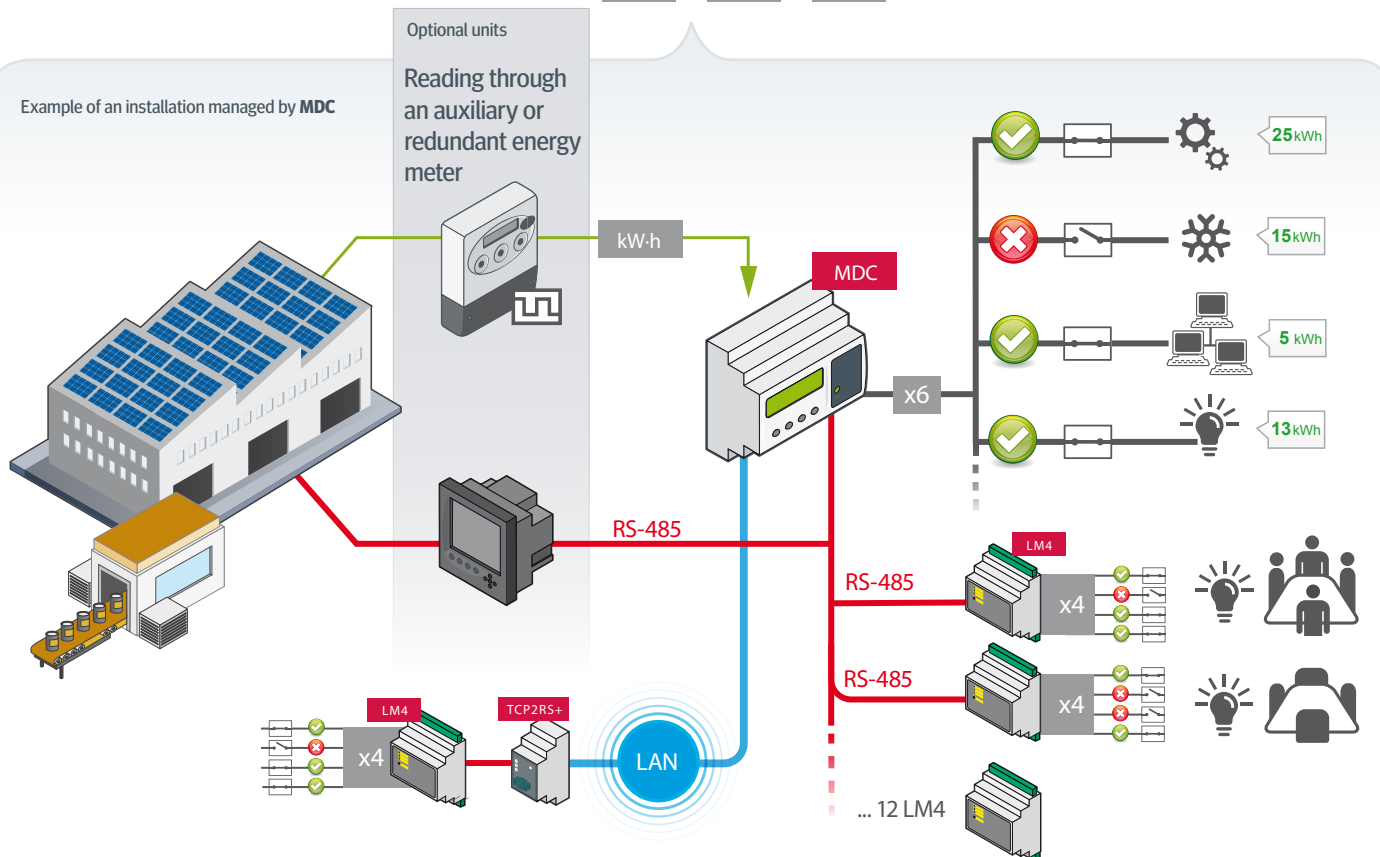
It manages non-priority loads and ensures that maximum demand control does not affect your company's normal operation.



Disconnecting non-priority loads at maximum demand times when you are close to the contracted power avoids penalties on your electric bill.



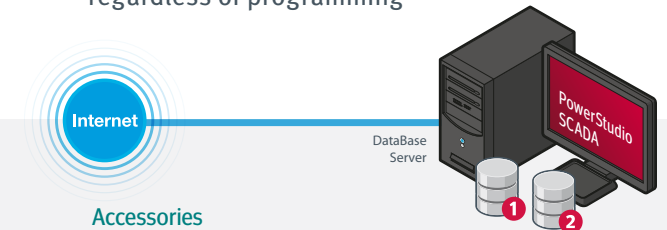
Example of an installation managed by MDC



- Local control of 6 electrical loads
- Remote control expandable with LM4 (12 LM4 x 4 = 48 loads)
- **Connection/disconnection of loads according to programmed priority**
- Versatile maximum demand control depending on conditions, using calendars, profiles, etc.



- Simulation of system performance according to unit programming
- Allows manual management of loads regardless of programming



Accessories

SQL DataExport

- Multi connection to EDS or EDS-3G
- Individual variable selection
- Database migration to SQL
- Installation on PCs with Windows®

Accessories

OPC-DA Server

- Multi connection to EDS or EDS-3G
- Parameters of the units connected to EDS in real time
- IP architecture via tunnelling function with Windows®

