


Model 9300

DUAL ALARM UNIT



The Model 9300 is a miniature space saving 92 x 92 x 26 mm DIN rail mount dual alarm unit.

The model 9300 accepts standard process inputs of 0(4)-20mA, 0-2V, 0-5V or 0-10V and provides user adjustable setpoint outputs. The setpoints can be configured for a high / low setting as well as an LED indication for each set point which is also jumper selectable for a high / low setting. The 9300 can also be configured to use both setpoints off input A or individual setpoints for each input.

FEATURES

- DIN rail mount 92 x 92 x 26 mm enclosure, UL 94 V-0 flame retardant plastic
- Dual 5A 30Vdc / 5A 250Vac relays
- Low cost - high performance design
- Standard process inputs 0(4)-20mA, 0-2V, 0-5V, 0-10V
- Jumper selectable dual setpoint on channel A or single setpoints on Channel A & B
- Each setpoint is high or low jumper selectable
- Each LED is high or low jumper selectable
- Each setpoint has an added hysteresis feature for noise elimination on the inputs
- Meets European EMC directive 89/336/EEC & Low Voltage directive 73/23/EEC
- 3 year guarantee

TECHNICAL SPECIFICATIONS

Relays	5A 30Vdc / 5A 250Vac Form A (normally open contact)
Input Impedance	100 (Current input), 200k (2V input), 500k (5V input), 1M (10V input)
Power Supply	95-265V dc/ac 50/60Hz
Power Consumption	< 5VA at current limit

ENVIRONMENTAL

Operating temperature range	-10 to +50°C
Service temperature range	-15 to +60°C
Storage temperature range	-40 to +80°C
Humidity	< 85% non-condensing

MECHANICAL SPECIFICATIONS

Dimensions	DIN rail mount 92 x 92 x 26 mm enclosure, IP40 rating
Protection	Industrial strength, UL 94 V-0 flame retardant ABS plastic

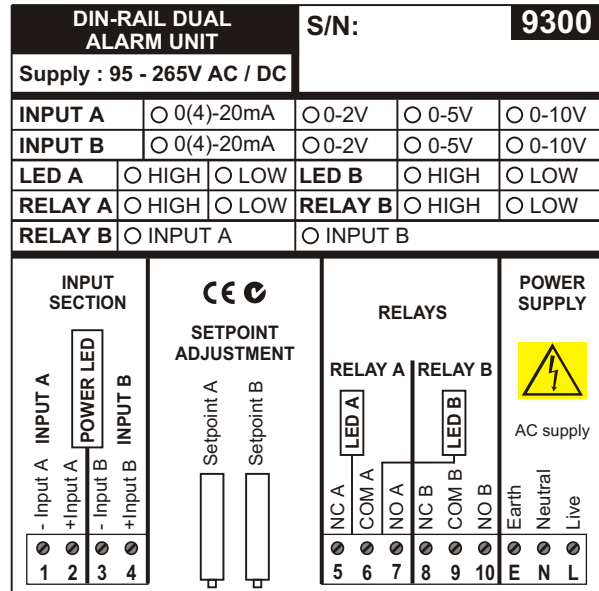
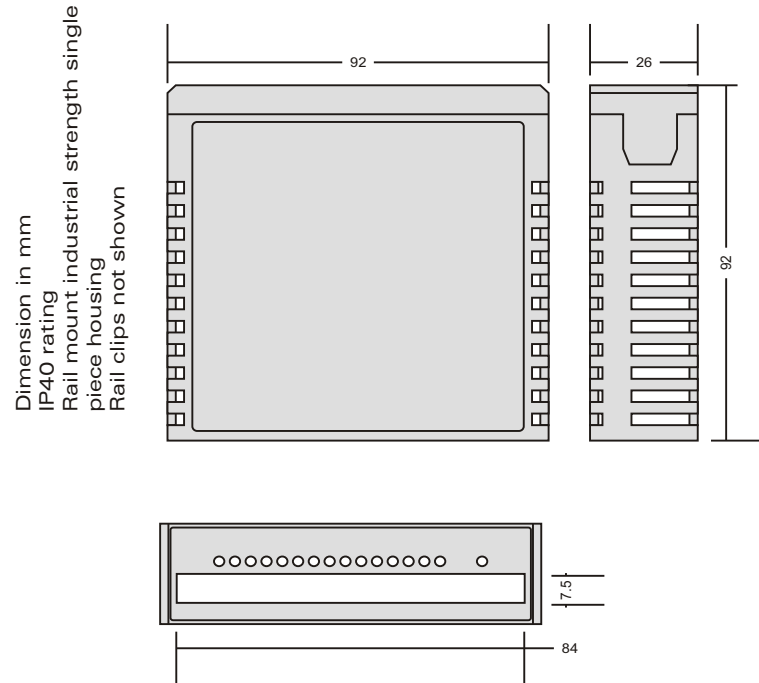
SPECIFICATIONS & CONNECTION DIAGRAM

REGULATORY COMPLIANCE

Regulatory requirements

Complies with EC Directives 89/336/EEC & 73/23/EEC

HOUSING DIMENSIONS



***** WARNING *****
Switch off unit before opening

JUMPER SETTINGS

Input selection:

Channel A (Jumper J7):

mA A, B, C
2V A, B
5V A
10V no jumpers

Channel B (Jumper J5):

mA A, B, C
2V A, B
5V A
10V no jumpers

Relays:

Channel A (Jumper J4): H - High, L - low selection
Channel B (Jumper J2): H - High, L - low selection

LEDS:

Channel A (Jumper J3): H - High, L - low selection
Channel B (Jumper J1): H - High, L - low selection

Other:

J6 - A: Single setpoint on each input
J6 - B: Dual setpoint on input A

GUARANTEE

This product is guaranteed against faulty workmanship or defective material, for a period of 3 (three) years from date of delivery by DPM.

DPM undertakes to replace without charge all defective equipment which is returned to it (transportation costs prepaid) during the period of guarantee, provided there is no evidence that the equipment has been abused or mishandled in any way.

DPM reserves the right to alter any specification without notice.

E-mail : info@dpm.co.za
Website: www.dpm.co.za



DISTRIBUTED BY: